

gru_truck cranes

www.pesci-cranes.com



PESCI

Essential

SE 85A



QUALITY



gru_truck cranes

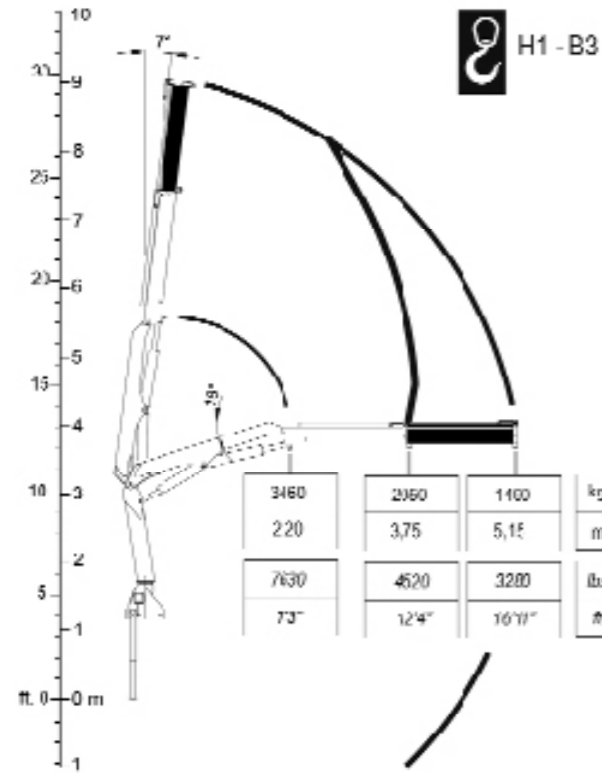


- > Scheda tecnica
- > Fiche technique
- > Technische daten
- > Technical features
- > Ficha tecnica
- > Folha de dados

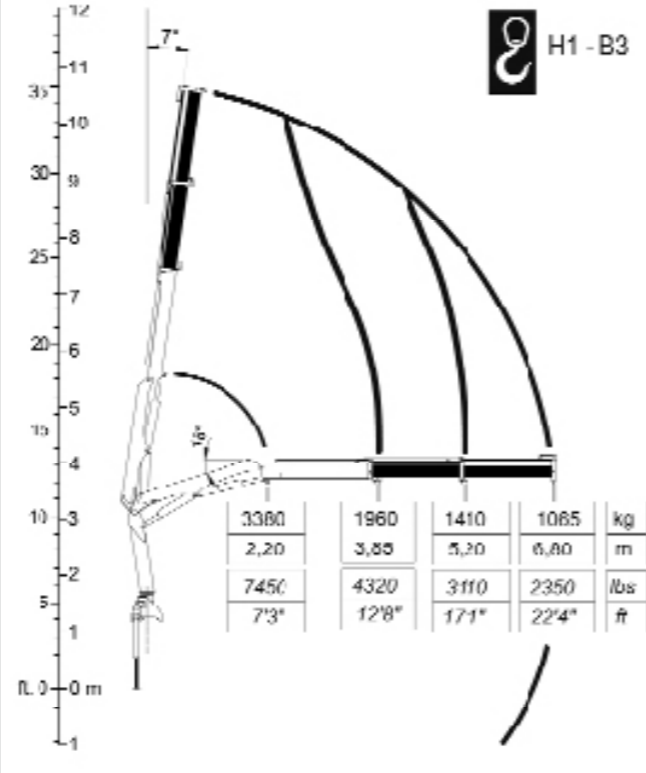


V. EMILIA 281 _ 48014 CASTEL BOLOGNESE (RA) _ ITALY
Tel +39.0546.653.833 _ Fax +39.0546.656.205
e-mail: info@pesci-cranes.com _ www.pesci-cranes.com

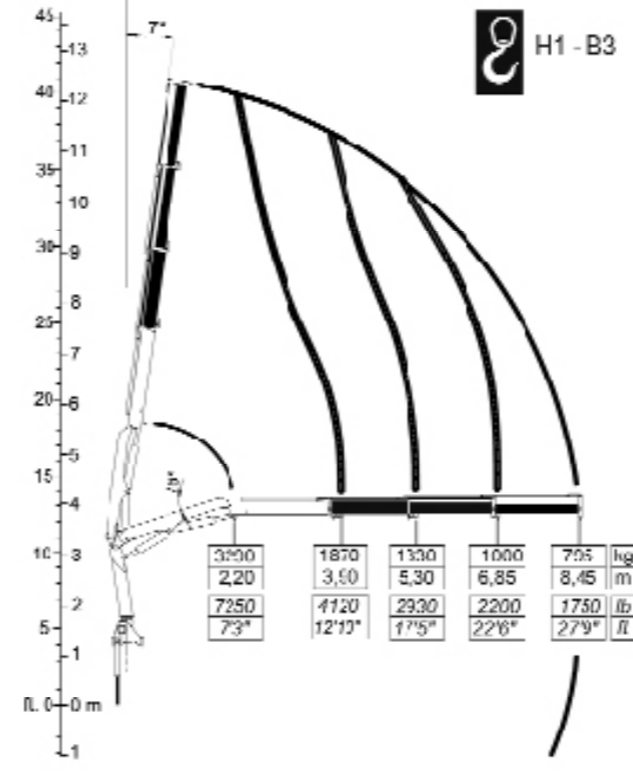
SE 85A.1



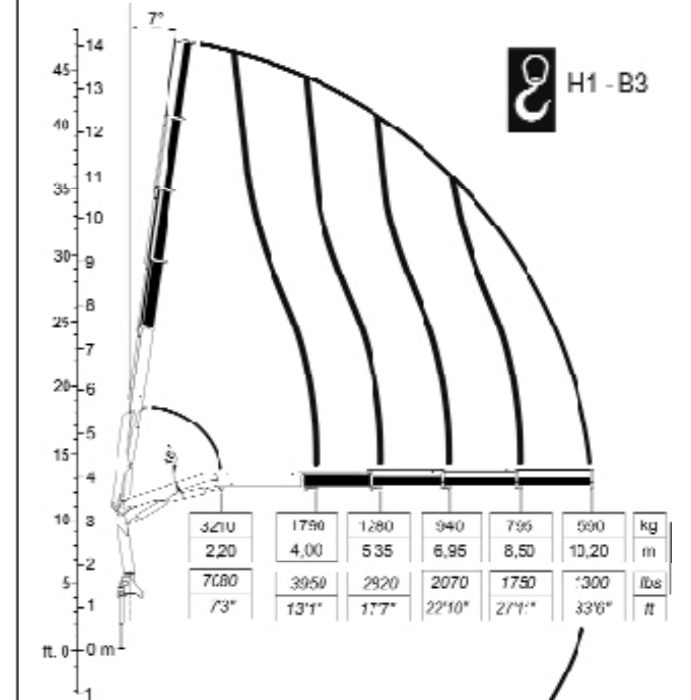
SE 85A.2



SE 85A.3



SE 85A.4



	/1	/2	/3	/4
- MOMENTO MAX SOLLEVAMENTO				
- HUBMOMENT				
- COUPLE DE LEVAGE	75,76	74,09	71,54	70,26
- MOMENTO	kN.m	kN.m	kN.m	kN.m
- MOMENTO	54797	53589	51744	50818
- MAX LIFTING MOMENT	lbs.ft	lbs.ft	lbs.ft	lbs.ft

	/1	/2	/3	/4
- PORTATA POMPA OTTIMALE				
- FÖRDERMENGE DER PUMPE				
- PORTÉE DE LA POMPE	25	25	25	25
- CAUDAL DE LA BOMBA	l/min	l/min	l/min	l/min
- CAUDAL DA BOMBA	6,60	6,60	6,60	6,60
- RECOMMENDED PUMP DELIVERY	gal/min	gal/min	gal/min	gal/min

	/1	/2	/3	/4
- ANGOLO DI ROTAZIONE				
- SCHWENKBEREICH				
- ROTATION	370°	370°	370°	370°
- GIRO				
- ROTAÇÃO				
- SLEWING ANGLE				

	/1	/2	/3	/4
- CAPACITÀ SERBATOIO OLIO				
- FASSUNGSVERMÖGEN DEL ÖLBEHALTERS				
- CAPACITÉ RÉSERVOIR HUILE	30	30	30	30
- CAPACIDAD DEL DEPOSITO DE ACEITE	l	l	l	l
- CAPACIDAD DO DEPÓSITO DE OLEO	7,90	7,90	7,90	7,90
- OIL TANK CAPACITY	gal	gal	gal	gal

	/1	/2	/3	/4
- COPPIA MAX ROTAZIONE				
- MAX SCHWENKMOMENT				
- COUPLE MAXI. DE ROTATION	590	590	590	590
- POTENCIA MÁXIMA DE GIRO	daNm	daNm	daNm	daNm
- BINÁRIO MÁXIMO DE ROTAÇÃO	4268	4268	4268	4268
- SLEWING TORQUE	lbs.ft	lbs.ft	lbs.ft	lbs.ft

	/1	/2	/3	/4
- VEICOLO MIN. P.T.T.				
- LKW MIN. G.G.W.	8	8	8	8
- CAMION MIN. P.T.A.C.	t	t	t	t
- CAMION PESO MIN. P.T.T.	17640	17640	17640	17640
- P.B. MIN CAMIONt	lbs	lbs	lbs	lbs
- TRUCK MIN. G.V.W.	lbs	lbs	lbs	lbs

	/1	/2	/3	/4
- PRESSIONE MAX LAVORO				
- DRUCK	270	270	270	270
- PRESSION	bar	bar	bar	bar
- PRESSIÓN	3914	3914	3914	3914
- PRESSÃO	psi	psi	psi	psi
- MAX WORKING PRESSURE	psi	psi	psi	psi

	/1	/2	/3	/4
- PESO GRU				
- GEWICHT	1010	1080	1140	1195
- POIDS	Kg	Kg	Kg	Kg
- PESO	2222	2376	2508	2629
- PESO	lbs	lbs	lbs	lbs
- CRANE WEIGHT	lbs	lbs	lbs	lbs

SE 85A.1.2.3.4

