



# MF FL SERIES

Productive, high performance loaders

From: 3.55 to 4.6 metres - 1.85 to 2.78 tonnes



FROM MASSEY FERGUSON



# Contents



**Page 04**  
The new generation of Massey Ferguson front loaders



**Page 06**  
MF FL Series – bodyscan the loader



**Page 14**  
Easy implement attachment



**Page 15**  
Optimum visibility and integrated controls.



**Page 16**  
Great comfort & efficiency



**Page 20**  
MF FL Series Loader implements: The right tools for the job

- 04 The new generation of Massey Ferguson front loaders
- 06 MF FL Series – bodyscan the loader
- 08 Offering you the best choice of loaders for your Massey Ferguson tractor
- 10 Designed and built for the most demanding tasks
- 12 Easy mounting and removing
- 14 Easy implement attachment
- 15 Optimum visibility and integrated controls.
- 16 Great comfort & efficiency
- 18 Options that fit your requirements perfectly
- 20 MF FL Series Loader implements: The right tools for the job
- 21 Bale handling and buckets
- 22 Buckets, silage feeding and handling
- 23 Specifications

## Massey Ferguson Excellence



Anyone who buys an MF FL Series loader today will expect it to fulfil the latest operational and environmental standards. They will expect it to combine the very best of today's technologies with comfort, simplicity, reliability and quality day in day out on the farm. Our engineers have farming in their blood and foresight. They are eager to develop new solutions to the complex challenges of today's and tomorrow's farming.

Reliability is in our DNA. We are committed to delivering the highest quality at all times. Each component of the new MF FL Series loaders has been carefully designed, selected and assigned to the best manufacturing supplier and has been assembled following the latest manufacturing technologies.





## The new generation of Massey Ferguson front loaders

# MF FL SERIES

If you need a robust, reliable loader to complement your Massey Ferguson tractor then you don't need to look far. MF tractors with MF FL loaders are the ultimate combination of rugged ability, hard work and reliability.

Get the right loader for your Massey Ferguson tractor Full integration of tractor and loader is achieved easily with the MF FL Series, to suit 82 - 260 hp Massey Ferguson tractors. You can choose from either 'linear' or 'parallel' linkage, available throughout an extensive range of 29 models, along with numerous options and accessories to enhance performance and productivity.

Whatever your handling requirements, the MF FL loader range can deal with them. From day-to-day jobs to the toughest contractor work, the MF FL Series of loaders can be found working away in a wide range of applications – on many livestock and mixed farms, vegetable enterprises, amenity/municipal and landscape/forestry activities or intensive municipal operation.



## MF FL Series – bodyscan the loader

### Massey Ferguson loader subframe design – The ultimate in integration

It is the ultimate in integration between two undeniably impressive pieces of machinery. Thanks to the way our tractors are designed, your purchase will become a partnership between you, your loader and your tractor; giving you an uncompromising combination of power and functionality.

# MF FL SERIES

New models with 15% increased lift capacity and new 7% increased roll-back angles offer impressive material handling abilities, particularly when using a bucket implement.

Thoughtful design means there is plenty of space between the loader arms and the bonnet so there's excellent access to the engine area and air filter.

Up to 50% more durability thanks to a new design combined with forged and casted parts on the main beams.

100% more efficiency of the SoftDrive suspension thanks to clever hydraulic travel for greater operator comfort.

30% better field of vision visibility thanks to new design, new shape.

Easy connection and disconnection of loader and implement makes the whole operation quick and straightforward.

New high flow port with 33% bigger diameter and a new design straight through the cylinder bottom reduces pressure drop and increasing productivity.

The loader sub-frame sits smoothly against the tractor chassis. Its integral structure has been carefully designed by our engineers who understand how a loader and tractor need to perform.



Offering you the best choice of loaders for your Massey Ferguson tractor

MF FL Series - The Range			
Model	Type	Maximum Lift Height - Measured at Pivot Pin	Lift Capacity to 1.5m height - At Pivot Pin
MF FL.3619	Parallel	3.55 m	1,850 kg
MF FL.3819	Parallel	3.79 m	1,930 kg
MF FL.4121	Parallel	4.06 m	2,090 kg
MF FL.4327	Parallel	4.25 m	2,680 kg
MF FL.4628	Parallel	4.6 m	2,780 kg





## Designed and built for the most demanding tasks

From the strength and security of the subframe to the slim yet robust design of the welded box section beams, MF FL Series loaders deliver industry-leading features that ensure maximum output and dependability from your Massey Ferguson tractor.

**Designed specifically for your Massey Ferguson tractor, they offer many outstanding features to increase your efficiency.**

### Strengthened subframes

Subframes are available to fit most tractors in the Massey Ferguson range and now have larger load-bearing surfaces to strengthen their already robust construction and meet the demands of today's high performance tractors. The subframe extends forwards to a protective grille guard.

Subframes are designed to allow drive-in attachment, whilst the semi-automatic 'Lock & Go' system retains the loader rigidly and securely in position.

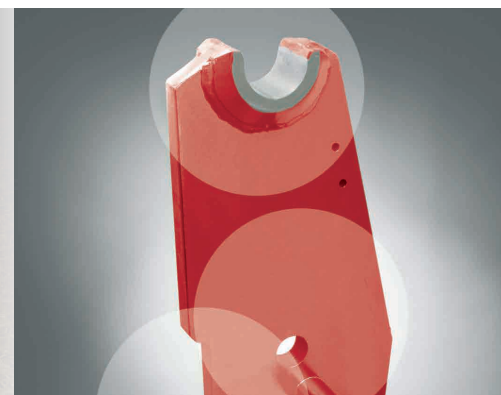
The Delta conception ensures an even draft diffusion through the subframe, while ensuring that no effort is applied on the locking pin.

### Protected and concealed hydraulic hoses

Loader beam design combines strength and excellent forward visibility, with the highest quality 'twin C-section' steel construction neatly concealing and protecting all hydraulic hoses. The strong transverse round cross-tube, which also houses and protects hydraulic components, adds strength and aids visibility through its positioning near the front of the loader.

All pivot points have greasable, replaceable bushes, giving long intervals between lubrication and enabling quick, inexpensive replacement. Also all pins are galvanised and, moreover, where stresses demand, these pins are of a larger diameter (40mm).


Robotised welding ensures consistency in construction throughout, whilst steel undergoes full preparation and priming before a tough and durable powder paint finish is applied.



Straightforward and durable Delta subframe design with three points of contact



Bigger hoses diameters and new high flow oil ports on the cylinders reduces pressure drop and increase productivity



Cross-tube houses hydraulic components and provides strength without impacting the visibility



Robotised welding ensures accuracy and strength



Strong double C-section loader beams



Modern paint processes ensure long life and durability for your loaders' paintwork

# MF FL SERIES



## Ready when you are

### Easy mounting and removing

Through the application of advanced-leading technology, MF FL Series loaders provide simple practical solutions to the day-to-day challenges of modern farming, ensuring quick and easy operation from the start. And it starts with an easy mounting of the loader on your tractor and easy fitting of the right attachment on your loader for the job in hand.

#### Easy and Fast connections

Fast hydraulic coupling of tractor and loader is made easy by compact design connections. For faster hydraulic connection, the 'Hydroquick' or MC4 multicouplers are available as an option, whilst 'Selecto-Fix' gives similar benefits when coupling hydraulic implements to the tool carrier.



Base configuration  
with flat faces single  
couplers



Hydroquick coupler



MC4 quick coupler



#### Semi-automatic 'Lock & Go' connection system

For ease of connection and disconnection all loaders are designed with the standard 'Lock & Go' system. Requiring no tools and incorporating rigid support legs, the 'Lock & Go' system is simply designed to save time, enabling straightforward attachment/detachment.



#### Step 1.

Simply drive the tractor into the parked loader. The loader will smoothly meet with the loader subframe.



#### Step 2.

The optional Hydroquick coupler speeds loader, hydraulic connection while avoiding oil spillage.



#### Step 3.

By operating the lift cylinder, the semi automatic Lock and Go system speeds and simplifies loader hook up.



Each locking pin has a green marker on the inside of the bearing box for a clear visual confirmation of pin engagement from drivers position

## Five steps to a quality working day



#### Step 4.

Fold up the park stand.



#### Step 5.

Get to work!

# MF FL SERIES



## Easy implement attachment

The MF FL Series can be fitted with a wide range of tool carriers including Euro and Euro/SMS making it possible to fit a wide variety of attachments for the job in hand. This attachment is made really easy thanks to the 'Clic-On' feature as well with the 'Selecto-Fix' option.

### 'Clic-on' with integrated safety function

In addition to the excellent visibility of the tool carrier, secure implement attachment is further aided by the 'Clic-on' feature. When an implement is detached, the 'Clic-on' device holds the locking pins in their retracted position. Attaching an implement and rolling back the tool carrier allows the locking pins to return to their locked position, automatically. 'Clic-on' is fitted as standard on Euro and Combi-SMS tool carriers, making implement attachment a whole lot easier and more secure.

### Handle

The "Clic-on" function is activated thanks to one of the two handles available. One's on top of the tool carrier. The other one is on the left side.

### Selecto-Fix

Many attachments in the range can be equipped with 'Selecto-Fix'. This provides a rapid, easy and positive hydraulic connection. The flat face couplings are very easy to clean and there is no risk of spillage or leakage.

### Hydraulic implement locking

Hydraulic implement locking is also available as an option. It offers higher comfort when attaching and detaching an implement by allowing the operator to stay in the cabin.



## Optimum visibility and integrated controls.

MF FL Series loaders set the standard in control and ergonomics, ensuring simple and effective operation, leading to higher levels of comfort, safety and output. You'll never have a more efficient tractor/loader combination.

MF FL Series loaders offer a range of ergonomically designed and intuitive loader control systems designed by Massey Ferguson engineers specifically for the MF tractor range.

### Optimum 'feel' and control



One of the additional benefits of a Massey Ferguson tractor/loader combination is that the Power Shuttle or Power Control levers enable rapid changes of direction without use of the clutch, using the left hand. This means that the right hand is free to maintain full control of the loader.

Other available options include the ability to operate the loader via tractor spool valves using either mechanical or electronic multifunction joysticks including right hand transmission control. Your choice of controls, coupled with the overall tractor and loader design, choice of high visibility roof and bonnet style will prove to be an indispensable part of your business. Giving you complete and consistent functionality combined with ease-of-use throughout your working day.



### Simple, multi-function left-hand control

The exclusive Power Control lever provides convenient three-in-one, straightforward operation. Operators can shuttle between forward/reverse, shift Dynashift speeds and ranges and select neutral, leaving the right hand free to operate the loader or implement hydraulics.



### Optional roof

Visioline roof with FOPS and ROPS on a large range of Massey Ferguson tractors



### 30% more visibility from inside the cab – front view

Curved arm with a low placed knee in combination with the low placed cross-tube gives a 30 % field of vision increase when the loader is positioned 450 mm above the ground, in his transport position (EU Directive 2008/2/EC). All the hydraulic pipes are perfectly integrated and routed while the cross tube is placed in a very low position to the benefit of visibility.



## Great comfort & efficiency

High on productivity... low on down-time. Serviceability, low maintenance and ease-of-use of both tractor and loader has been a key consideration in the design and construction of the MF FL series, making things simple, easy, quick and highly efficient.



### Precise self-levelling – less spillage

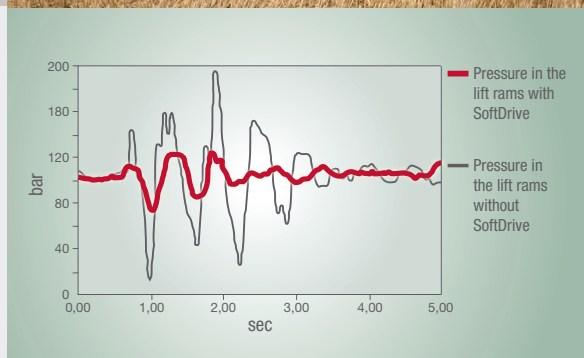
Precise and automatic control of your implement position during lift and lowering of the loader. Once the implement angle is set it stays in its position. A pallet fork for example stays levelled through the whole loader cycle with no losses of lift force out on the implement. The self levelling loaders will also benefit from an increased crowd angle (minimum 57°) at lower height (around 70 cm\*). This results in less spillage over the front or back of the bucket.

\* : 85 cm on with the MF FL.5033



### Soft Drive suspension - 100% more efficiency

Stresses on loader and tractor, as well as the operator, can be reduced by the optional addition of the innovative 'SoftDrive' shock absorption system. Available on all models, hidden and protected inside the cross tube, 'SoftDrive' can be activated when you need it - particularly useful on rough terrain or in transport applications - or switched off for precise pallet stacking or bale handling.



### MF FL-Companion

This new dealer fit option provides information on:

- Weighing system
- Position monitoring
- Weight/Cycle total counters
- Service / diagnostics
- Loader lights controls

It all comes with **Connected Features** for maximum efficiency:

- A position monitor that helps you work with better precision and safety
- An on-board weighing function that saves time during the daily work
- It allows you to transfer your working data to the cloud for secure storage, so you can follow-up anytime and anywhere with your smartphone



**Fully Compatible** with tractor front linkage for maximum versatility and outputs



Easy maintenance and access to the engine



**Easy Servicing** – outward-facing grease points easily accessible and covered



### Worklights

An optional set of LED worklights is available to give you maximum visibility at night. They're perfectly integrated in to the beam and will provide maximum productivity and vision for longer working days.



## Options that fit your requirements perfectly

If your original purchase did not have a subframe and loader but over time you decide you need a tractor with loader capabilities, the dealer-fit option allows you to turn it into a fully functioning loader tractor simply and quickly. All you then have to do is decide which type of functionality best suits you.

### Loader Control System™ (LCS) - optimising control and driving characteristics

The system features three elements – valve, flat-faced couplings and joysticks.

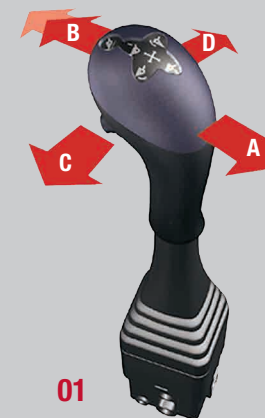
At the “heart” of LCS™ is a unique valve program; the only valves in the world that have been specially developed for the specific functions and requirements of front loaders. This uncompromising attitude offers you many advantages: outstanding control, direct response and drivability through optimally-adapted flow – for every occasion and regardless of load weight. The valve is also energy efficient and therefore enables lower fuel consumption.

### Advantages of the LCS system

- Complete control of heavy loads thanks to the load-independent oil flow. The loader speed is always the same, no matter what load is carried in the implement
- Easier to perform multiple functions, such as lowering and crowding
- Energy-saving low pressure regeneration
- The cylinders are always filled with oil, which eliminates waiting time and cavitation
- Both lift and implement circuits feature a float position. In addition to improved driving benefits, this also enables easy connection and disconnection of the loader and implement
- The compact design means that the valve is ideally placed, whilst maintaining the driver's visibility

# MF FL SERIES

The MF FL Series can benefit from a choice of three joystick options, all of which provide the operator with a high degree of control – it depends on the level of sophistication and type of control that's required.



01

### 'ErgoDrive' main functions:

- A. Lift
- B. Lower
- C. Crowd
- D. Dump

### Combined functions:

- A/C. Lift and crowd
- A/D. Lift and dump
- B/D. Lower and dump
- B/C. Lower and crowd
- bucket adjustment to horizontal position

### ErgoDrive LCS™ Mechanical Joystick

ErgoDrive is a simple, mechanical, cable operated single lever control. Its design allows maximum ergonomics and efficiency.

- Cable control
- Suspension on/off
- Optional 3rd function
- Optional 4th function
- In cab position adjustment



02



03

### EasyDrive LCS™ Electronic Joystick

An affordable electronic previous to purely mechanical controls, performing the same functions but with the assistance of electronics – via a small, thumb-controlled joystick for effortless operation.

- 3rd and 4th function
- On/Off loader suspension
- Hydraulic implement locking function
- Float position both lowering and tilt (dump)
- Transport function
- Pressure relief function

### ElectroDrive LCS™ Electronic Joystick

The new ElectroDrive LCS Joystick provides all the advantages of the two alternative options, but delivers significantly increased functionality.

- 3rd and 4th function
- Float position lift and tilt
- Quick select button: as standard On/Off for loader suspension
- At the switch of a button: Loader suspension, transport mode, AAC, shake function or turtle function for maximum accuracy.



04

01. ErgoDrive LCS 02. EasyDrive LCS 03-04. ElectroDrive LCS



## MF FL Series Loader implements: The right tools for the job

The best loaders in the world deserve the best implements, purpose-designed for the machines that carry them and to suit the widest range of tasks. Here they are - the MF FL Series Loader implement range from the world's leading manufacturer.



Precision manufactured and purpose-designed to suit MF FL Series Loaders, this range of implements provides the widest choice available. Versatile, high quality implements, developed through a rigorous R&D programme, have been organised into 6 categories for easy reference:

## Bale handling and buckets

This comprehensive range of bale handling implements has been thoughtfully designed to provide safe, efficient and reliable operation through the complete spectrum of bale handling and distribution tasks, from field to yard.

All buckets are not created equal. The MF FL Series Loader buckets are simply better. The range consists of 5 series, to suit varying workloads, with all buckets characterised by a conical 'hopper-shaped' design and laser-cut ends for non-spill, non-drop ability. Also included are special Grading and High-Tipping buckets. Note, all volumes shown are 'heaped'.



### Round bale spike

Ensures safe transportation of round bales and includes a short tine to eliminate bale rotation whilst stacking. Supplied with a backplate and also offered as an attachment to fit a pallet fork frame.



### Square bale fork

Simple, robust, but ideal for both round and square bales. The spacing of the tines can be adjusted along the box section from 80 cm to 130 cm. An optional U-shaped vertical rear extension can be supplied to help support the top bale. Width 140 cm.



### Series HT

Soil buckets, with teeth. Similar to the H Series, all the larger buckets in both of these ranges have extra reinforcement between the back and the base. Available in 4 widths from 135 cm (0.54 m³) up to 210 cm (0.82 m³). These buckets are perfectly adapted to handle rocks or to work on hard soil.



### Series H

Soil buckets, the most popular and flexible in the range. A short bucket base means these are well suited to heavier tasks. Available in 5 widths from 135 cm (0.54 m³) up to 240 cm (0.95 m³).





# Buckets, silage feeding and handling

From the Multibenne, a perfect all-round silage handling implement, to the versatile Silograb, this range includes some of the most reliable and innovative silage handling equipment on the market today.



**Series HD**  
The strongest buckets in the whole range. Based upon the H Series but feature: 20% thicker steel, a more powerful cutting edge, plus wider and longer floor reinforcement. Available in 4 widths from 185 cm (0.72 m³) up to 260 cm (1.03 m³).



**Series HV**  
For users whose tasks require large volumes e.g. carrying grain, beet and feed. The large capacity is achieved through innovative bucket design, being deeper and taller than average. Available in 4 widths from 200 cm (1.16m³) up to 260 cm (1.85 m³).



**Series L & LV**  
An excellent choice for lighter duties and where budgets are limited. Available in 4 widths from 130 cm (0.51 m³) up to 220 cm (1.25 m³).



**Precision Buckets**  
Designed for greater control of the emptying of material from the bucket. The long base of the bucket creates friction that slows the emptying and that gives the operator much more precision. There are two versions offered; straight bucket with parallel side gables (116 cm wide) and a conical bucket that has a narrower front (54 cm wide) for even greater precision. Both buckets are 209 cm long and 71 cm high.



**Grading bucket**  
Designed to provide excellent driver visibility to the tip of the bucket through its low back plate. Special 10 mm thick angle iron reinforces the 20 mm subframe plates, making this bucket the ideal implement for grading tasks. Two width are available, 220 cm (0.65 m3) or 240 cm (0.83 m3)

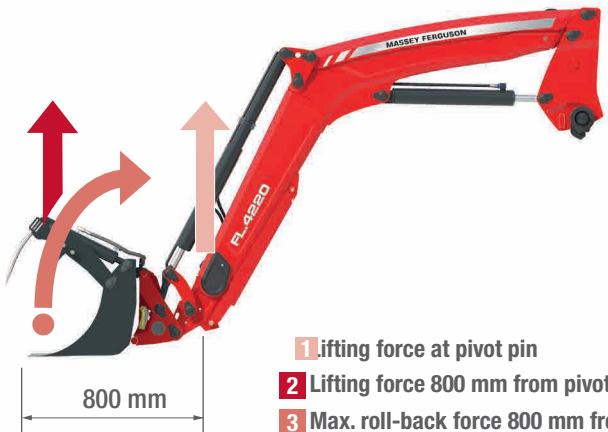
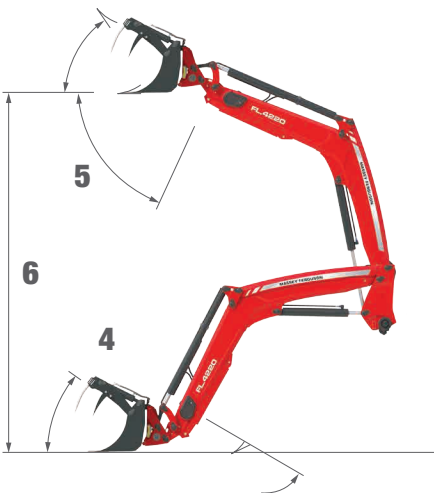


**High tipping bucket**  
Increases loading height by 120 cm which means even a short, compact front loader can fill a high trailer. The bucket tips from the front edge, removing the necessity to wait for the front edge to clear the trailer side before reversing. Width 200 cm (2.00 m³).

# Specifications

Lift height	
Maximum Lift Height - Measured at Pivot Pin - m	
Maximum Lift Height - Under Level Bucket - m	
Loader forces	
Lift Capacity to 1.5m height - At Pivot Pin - kg	
Lift Capacity to Maximum Height At Pivot Pin - kg	
Breakout Force - At Pivot Pin - kg	
Lift Capacity to Maximum Height - 800mm From Pivot Pin- kg	
Lift Capacity, 1,5m Height - 800mm From Pivot Pin- kg	
Breakout Force - 800mm From Pivot Pin- kg	
Rollback Force at Ground Level	
Angles	
Maximum Dump Angle at Maximum height - deg	
Maximum Rollback Angle at ground level - deg	
Maximum Re-scooped Rollback Angle (700 mm from ground level) - deg	
Rams diameter	
Lift cylinders (Lifting rams diameter) - mm	
Bucket Cylinders (titing rams diameter) - mm	
Weight	
Weight - Front loader w/o implement- kg	

NOTES	MF FL.3619	MF FL.3819	MF FL.4121	MF FL.4327	MF FL.4628
	3.55	3.79	4.06	4.25	4.6
6	3.25	3.49	3,76	3,95	4,30
	1,850	1,930	2,090	2,680	2,780
1	1,660	1,710	1,720	2,310	2,360
	2,160	2,220	2,460	3,040	3,150
	1,850	1,920	1,980	2,470	2,490
2	1,870	1,940	2,100	2,700	2,810
2	1,960	1,990	2,290	2,840	2,990
3	2,870	3,360	3,370	4,540	4,600
5	58	58	57	57	54
4	48	48	48	48	49
4	58	58	58	58	58
	75	75	80	90	95
	80	85	85	95	100
	520	575	620	720	760




# Tractor/loader recommendations

Models	MF FL.3619	MF FL.3819	MF FL.4121	MF FL.4327	MF FL.4628
MF 4700	•	-	-	-	-
MF 5709-10 4 Cyl	-	•	•	-	-
MF 6700	-	•	•	-	-
MF 6700 R	-	•	•	-	-
MF 7600	-	-	-	•	-
MF 7720-22 S	-	-	-	•	•

• Available / - Non Applicable





# **MASSEY FERGUSON**

**A world of experience. Working with you.**



Web: [www.masseyferguson.com/en\\_za](http://www.masseyferguson.com/en_za)

Facebook: [www.facebook.com/MasseyFergusonSA](http://www.facebook.com/MasseyFergusonSA)

Twitter: [Twitter.com/MF\\_EAME](https://twitter.com/MF_EAME)

Instagram: [Instagram.com/MasseyFergusonGlobal](https://www.instagram.com/MasseyFergusonGlobal)

YouTube: [www.YouTube.com/MasseyFergusonGlobal](http://www.YouTube.com/MasseyFergusonGlobal)

Blog: [Blog.MasseyFerguson.com](http://Blog.MasseyFerguson.com)

AGCO South Africa Marketing

16 Pomona Road, Kempton Park, Gauteng, 1619



**MASSEY FERGUSON**

© AGCO South Africa. 2021 | 17401 | English